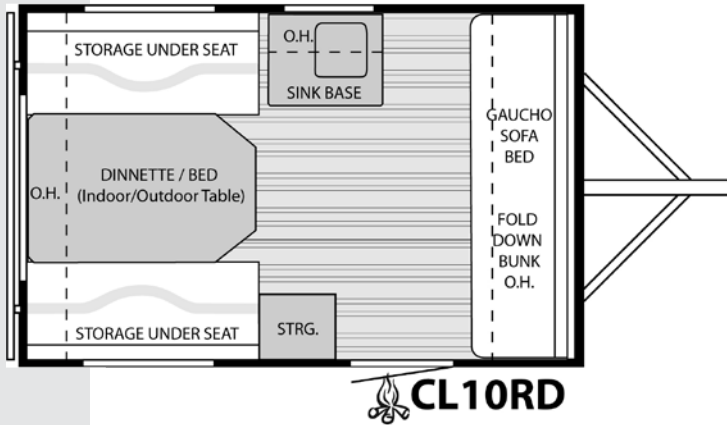
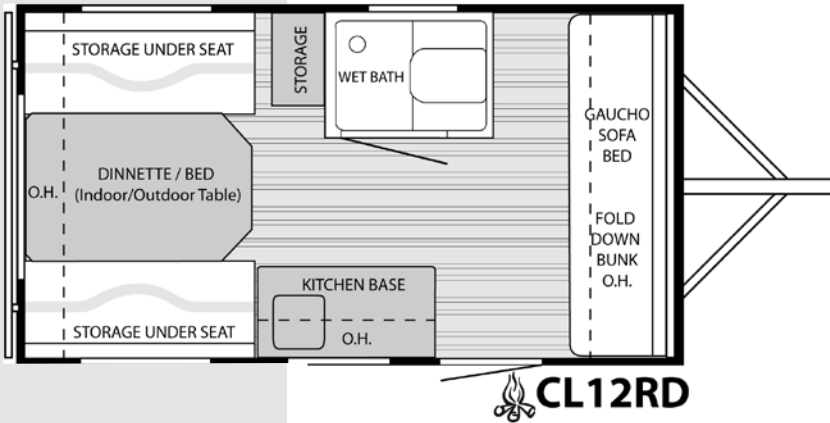
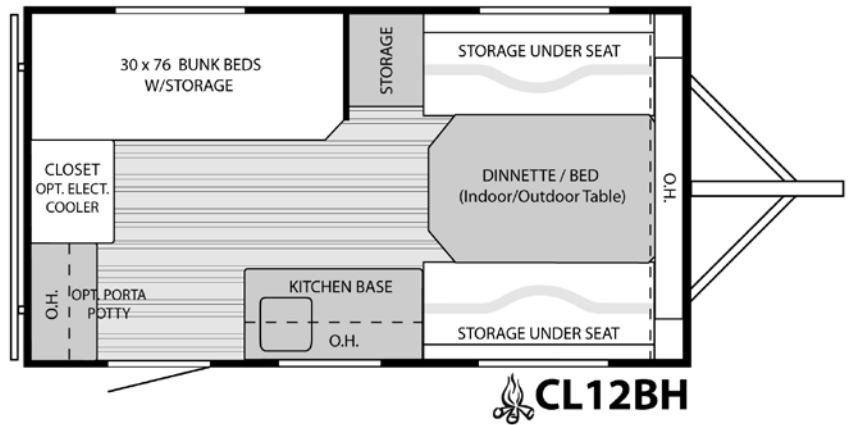


AUTOMOTIVE CAMPERS

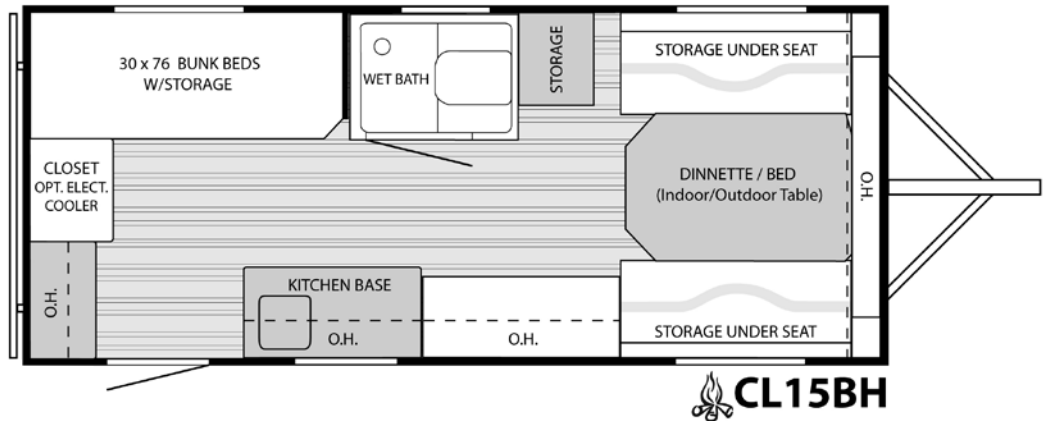


A "GENERATIONAL" CAMPER THAT WILL BE PASSED ON TO YOUR CHILDREN.



ALL ALUMINUM CONSTRUCTION

Take Your Family Camping with Your Car or Minivan!





STANDARD FEATURES

1. **Tubular Aluminum Frame**
Lightweight; Durable; will not rust away like typical steel frames.
2. **Dexter™ Independent Torsion Suspension**
Provides the smoothest ride, best tracking and less rebound in all terrains - compared to outdated spring leaf suspensions.
3. **Inter-Locking Aluma-Plank® Floor Deck**
Lightweight; Durable; will not rot away, sag or have soft spots like typical plywood floor decking. Frankly, there's just no comparison to conventional trailers here.
4. **Tubular Aluminum Sidewall Framing**
Lightweight; Durable; will not rot away like wood.
5. **Aluminum Sidewall Interior & Exterior**
Lightweight; Strong; Durable; offers the option of colors vs. competition's white.
6. **Diamond Plate Aluminum Rockguard and Trim Package (automotive styling)**
Protective; Durable and Adds a Great Look to the Exterior of the Camper.
7. **Fully Insulated Shell**
Lightweight, Block Foam Insulation in Sidewalls and Roof.
8. **Tubular Aluminum Bunk Bed Framing**
Lightweight; Durable; will not rot away, vs. wood bases.
9. **Tubular Aluminum Cabinet Framing**
Lightweight; Durable; will not rot away like typical wood studs.
10. **Aluminum Skinned Cabinetry**
Lightweight; Durable; Clean Look; Designed to stand the test of time - compared with the typical wood paneling.
11. **Finished Aluminum Cabinet Doors**
Lightweight; Durable; Clean Look; Designed to stand the test of time - compared to typical "presswood" doors.
12. **Lightweight European Composite Windows** - Featuring Built-In Day/Night Shades and the Ability to be Propped Open.

13. **Custom Molded Composite Countertops**
Lightweight; Durable; Sink Molded into Counter; Designed to stand the test of time - compared with the laminated "presswood" tops.
14. **Custom-Designed, Rotationally Molded, Composite Dinette Seat Bases/Storage**
Lightweight; Durable; Offering Loads of Additional Storage Space; Removable for use outdoors; Designed to stand the test of time - compared with the typical stick and paneling. Bases are waterproof and can double as an ice chest.
15. **Marine-Grade Vinyl Seating - Custom Designed with Embroidered Monograms**
Lightweight; Durable; Offering a FULL 48" Design for increased comfort; built to stand the test of time - compared to smaller designs and cloth seating.
16. **76" Interior Headroom**
No more bending over in your camper! Enjoy the ability to walk around with plenty of clearance - afforded by CAMPLITE'S increased interior spaciousness!
17. **Automotive Exterior Colors**
Choose from a Variety of Metallic Exterior Metal Colors to Match Your Tow Vehicle

OTHER FEATURES:

- Comfortable Mattresses on the Bunk Beds
Lightweight; Durable; Designed to be easily removed for washing.
- 12V&110V Electrical Outlets
Providing Convenient access to electric for fans, heaters, coolers, lights, etc.
- Hand-Pump Sink Faucet
For fast and convenient access to fresh water. Comes with a 8-gallon water tank.
- TV Shelf/Countertop in Living Area
With base cabinet storage - provides additional space for your camping gear, as well as a good spot for a TV.
- Aluminum Mag Wheels
- Four Stabilizer Jacks
- Safety Chains
- Lighted, Molded License Plate Cover
- Spare Tire, Mounted Under the Camper
- Exterior Entrance Step

POPULAR OPTIONS

- 13.5 BTU A/C Unit (with Heat)
- Awning (or Awning Room)
- Porta Potty (where applicable)
- Electric Ice Box/Cooler
- Convenience Package:
Portable Gas Range, Space Heater, First Aid Kit, Aluminum Indoor/Outdoor Table

CAMPLITE		CL10RD	CL12BH	CL12RD	CL15BH
S P E C S	Overall Length	14'-5"	16'-5"	16'-5"	19'-5"
	Overall Width	84"	84"	84"	84"
	Overall Height (with A/C)	114"	114"	114"	114"
	GVWR (lbs.)	2,500	2,500	2,500	3,500
	Dry Weight (Total)	1,200	1,500	1,650	1,850
	Load Carrying Capacity	1300	1000	850	1650
	Hitch Weight	120	150	165	185
	Tire Size	14"	14"	14"	14"
	Sleeping Capacity	4	4	4	4

Weights based on standard equipment. Options will add weight. Some weights estimated and based on similar models. Specifications subject to change without notice or obligation to LIVIN LITE RV.



1025 E. WATERFORD • WAKARUSA, IN 46573 • PH. 574.862.2228
WWW.LIVINLITE.COM

All illustrations and specifications contained in this literature are based on the latest product information at time of publication. LIVIN LITE Recreational Vehicles, Inc., reserves the right to make changes in prices, colors, materials, equipment and specifications at anytime without notice or obligation. All units are shipped F.O.B. Wakarusa, Indiana.
CONSULT YOUR LOCAL DEALER FOR WARRANTY INFORMATION. 10M 10/09

Your Dealer